



Annual Report 2018-19

Municipal Corporation Muridke

Table of Contents

1	Background:.....	1
2	City Map Muridke	2
3	Functions of Municipal Corporation Muridke.....	2
4	Human Resource at MC:.....	3
4.1	Municipal Corporation organogram.....	3
4.2	Administrative Setup.....	4
4.3	Human resource Available at MC.....	5
5	Annual Budget:.....	5
5.1	Development expenditure	6
6	Development Projects.....	7
6.1	Existing situation of water supply.....	7
7	Municipal Services Delivery Detail.....	7
7.1	Water supply system.....	7
7.1.1	Water supply hours	7
7.2	Solid waste management.....	9
7.2.1	Solid Waste Generation & Disposal	9
7.2.2	Solid waste Generation & Disposal	12
7.2.3	Service delivery.....	12
7.3	Sewerage.....	13
7.3.1	Coverage	13
7.3.2	Existing pumping / disposal stations.....	13
7.3.3	Manpower deployed.....	14
7.3.4	Manpower deployed.....	15
7.3.5	Service delivery level.....	15
7.3.6	Sewer lengths	15
7.4	Streetlight.....	15
7.4.1	Ward wise detail of existing street lights	15
7.4.2	Replacement of existing street light.....	16
7.4.3	Provision of new street lights.....	16
7.4.4	Expenditure on street lights.....	17
8	Complaint Management.....	18
9	MC Website (www.mcMuridke.lgpunjab.org.pk).....	18
10	MC Response to the Requests of Citizens under RTI Act 2013	19
	Annex A.....	21

Annex B25
Annex C26

Foreword:

On behalf of the Municipal Corporation Muridke, I hereby present this Annual Report for the financial year 2018-19. The report will give our stakeholders and communities an insight into the performance and achievements of the Municipal Corporation. The current Annual Report outlines MCs successes and shortcomings in relation to our mandate as provided in the key focus areas of Local Governments. These can be summarized as; Building a Municipal Corporation that is efficient, effective and responsive; Strengthen Accountability and promote fairness in its dealings; Accelerating Service Delivery and supporting the vulnerable; Promoting Economic and Social development; Fostering Development Partnerships, Social Cohesion and Community Uplift Programs. It is pertinent to note that these endeavors' can never be successfully achieved on their own but it becomes materialized by the collective efforts of officers, officials and support staff who work together in identifying challenges and to meet those challenges with rigor efforts and earnest professional approach.

It is commendable to note the improvements in relation to our spending and expenditure patterns, but we need to do more. The ever present excuse of lack of resource might be a legitimate one, but the key question is how effectively we use the resources at our disposal to accomplish our goals and attaining set targets. It is clear in this annual report that we are moving in the right direction. It is of paramount importance to synchronize our program plans with quarterly targets to achieve our broader goals effectively and efficiently.

Administrator
Municipal Corporation
Muridke

1 Background:

Tehsil Status

Muridke is a city and headquarters of Muridke Tehsil in Sheikhpura District. It is situated at an elevation of 216 m (710 ft) and is situated on the Grand Trunk Road. It became the headquarters of the newly created Muridke Tehsil in the year 2005.

Location

The city of Muridke is located at 74°-15' East and 31°-48' North at Main GT Road (N-5) at a distance of 33 km from Sheikhpura at its north east, 28 km from Lahore at its north and 40 Km from Gujranwala at its south. It is a railway station on Lahore Rawalpindi section and is connected with entire province through rail and road links.

Climate

a) Weather

The city has extremes of climate. The summer season starts from the month of April and continues till October. May and June are the hottest months with day temperature usually ranging from 39 to 45 degree centigrade. The winter season begins from the month of November and continues till March. January is the coldest month with a mean minimum temperature of 5 degree centigrade. Dust storms occur occasionally during the hot season relieving temporarily the intensity of heat. Towards the end of June monsoon conditions appear and during the following two and half months spell of rainy season alternates with intervals of sultry weather.

b) Rain fall

Most of rain falls in July, August and September during summer months and in January, February and March during the winter months. The average rain fall in the district is about 635 millimeters.

Demographic status

The District Population Census Reports of the year 2017 have not been published by Government of Pakistan as yet. However the provisional results published by Government for census 2017 for the Punjab Cities show the population of 166,652 persons for Muridke city. As per land scan process conducted by PMDFC Muridke city had the population of 235659 in the year 2017 with an annual growth rate of 2.56 % and it is expected to rise to 303,433 persons in the year 2027.

2 City Map Muridke



3 Functions of Municipal Corporation Muridke

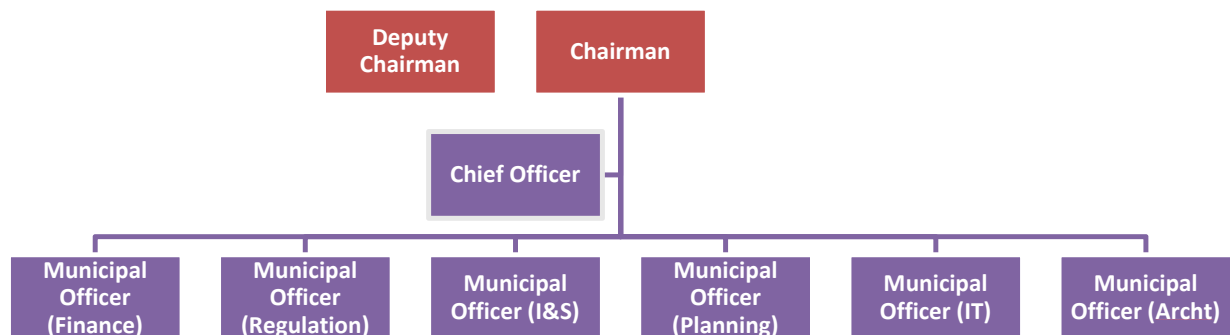
Municipal Corporation Muridke is responsible for performing the following functions as per new PLGA 2019:

- a) Economic and value chain development;
- b) Management of primary, elementary and secondary education facilities;
- c) School enrolment and universal education;
- d) Monitoring and supervision of primary health care facilities;
- e) Preventive health and hygiene;
- f) Population welfare including population control;
- g) Solid waste collection and disposal;
- h) Sewerage collection and disposal including water management and treatment;
- i) Building control and land use;
- j) Births, deaths, marriages and divorce registration;
- k) Museums and art galleries;
- l) Open markets;
- m) Livestock and agriculture markets;
- n) Public parking facilities;
- o) City roads and traffic management;

- p) Public transport;
- q) Abstraction of water for industrial and commercial purposes;
- r) Emergency planning and relief;
- s) Support to provincial agencies in prevention of crime and maintenance of public order; and
- t) Regulatory enforcement in the functions
- u) Establishment and management of pre-schools;
- v) Libraries;
- w) Drinking water supply;
- x) Burials, cremations etc.;
- y) Public conveniences;
- z) Children's services;
- aa) Community safety;
- bb) Arts and recreation;
- cc) Public fairs and ceremonies;
- dd) Sports;
- ee) Environmental health, awareness and services;
- ff) Parks and landscape development;
- gg) Slaughtering of animals;
- hh) Street lights; and
- ii) Sign boards and street advertisements.

4 Human Resource at MC:

4.1 Municipal Corporation organogram



4.2 Administrative Setup

Administrator

Muhammad Sarmad Taimoor

042-37990445-6

Joining Date: 04-05-2019



Chief Officer

Rai Muhammad Mansha Tahir

042-37990447

Joining Date: 21-03-2018



Municipal Officer (Infrastructure)

Shabir Hussain

Civil Engineering

Joining Date: 14.11.2018

0302-4335600

Joining Date: 21-05-2019



Municipal Officer (Planning)

Aisha Bushra

0332-4236135

Joining Date: 01-03-2018



Municipal Officer (Finance)**Muhammad Ishaq Dogar****0300-4405116****Joining Date: 18-11-2019****4.3 Human resource Available at MC**

MC schedule of establishment is attached as Annex

Vacancy Analysis-Section Wise			
Section	Sanctioned	Filled	Vacant
Chairman	4	4	0
Vice Chairman	3	3	0
Chief Officer	8	8	2
Municipal officer (I)	182	182	58
Municipal officer (P)	2	2	3
Municipal Officer (F)	9	9	4
Municipal officer (R)	17	17	4
Total	296	225	71

5 Annual Budget:

Abstract of annual budget of Municipal Corporation Muridke is as under:

Municipal Corporation Muridke					
Financial Position					
Annual Budget Estimates For The Year 2019 – 2020					
		Actual 2017 - 2018	Estimated 2018 - 2019	Actual 2018 – 2019	Estimated 2019 - 2020
Opening Balance as on July 1st.		34,064,404	50,000,000	55,034,620	45,500,000
Expected Income	Local Receipt	66,332,980	72,200,000	48,520,857	148,814,000
	PFC Award Grant	41,663,001	177,750,000	115,169,080	177,750,000
Total		142,060,385	299,950,000	218,724,557	372,064,000
Expected Expenditure	Current / Non Development Expenditure	108,764,243	252,900,000	172,331,634	259,183,000
	Development Expenditure	2,793,868	30,000,000	25,057,991	93,800,000
	Development Liabilities (Prev. Year)	1,419,579	-	171,880	3,081,000
Total		112,977,690	282,900,000	197,561,505	356,064,000
Closing balance as on June 30th.		29,082,695	17,050,000	21,163,052	16,000,000

The income & expenditure statements are attached as annex - A

5.1 Development expenditure

The expenditure incurred on the development projects from year 2013-14 to the current financial year & source of financing is given below

(All figures in million Rs)

Description	2013-14	2014-15	2015-17	2016-17	2017-18
Expenditure on Development Projects	15.15	20.18	36.40	35.89	3.06
Source of Financing	Own source revenue and Government Grants				

Expenditure on O&M of services and revenue generated

Water Supply					
O&M cost	10.80	18.70	10.70	10.20	9.247
Revenue earned	3.877	3.332	4.519	4.39	4.667
%age revenue earned	36%	18%	42%	43%	50%
Subsidy injected	6.923	15.368	6.181	5.81	4.58
Sewerage/drainage					
O&M cost	5.28	5.90	7.31	7.13	17.948
Revenue earned	-	-	-	-	-
%age revenue earned	0	0	0	0	0
Subsidy injected	5.28	5.90	7.31	7.13	17.948
Solid waste management					
O&M cost	52.30	31.50	49.80	39.80	49.18
Revenue earned	0	0	0	0	0
Subsidy injected	52.30	31.50	49.80	39.80	49.18
Repair & maintenance of Roads					
Parks					
O&M cost	0.00	0.00	0.00	0.00	0.00
Revenue earned	0.00	0.00	0.00	0.00	0.00
Subsidy injected	0.00	0.00	0.00	0.00	0.00
Slaughter Houses					
O&M cost	0.616	0.746	0.50	0.619	0.347
Revenue earned	0.369	0.334	0.396	0.356	0.369
Subsidy injected	0.247	0.412	0.104	0.263	-0.022
Street light					
Total Expenditure	0.855	0.785	0.740	0.746	0.746
Revenue earned	The service is not charged.				

6 Development Projects

The Annual Development Plan initiated by Municipal Corporation Muridke in the current and preceding years is as under:

Summary of ADP Projects of Municipal Corporation Muridke				
Sr. No	Financial Year	No. of Total Projects	Approved Cost (PKR)	Status
1	2017-18	31	21.213	Completed
2	2018-19	30	17.36	Completed

List of Approved Projects for the last 03 Years of MC, Muridke is attached at Annex-B

6.1 Existing situation of water supply

The city is considered as a single unit or zone with respect to water supply. Ground water was extracted by the tube wells for the purpose of water supply. Direct water supply systems are operating here.

There are sixteen numbers of total tube wells. Fifteen of them are operated by MC, one of them is non-operational. PHED is executing a project of water supply in city to cover the water shortage area as well as un-served area.

7 Municipal Services Delivery Detail

7.1 Water supply system

7.1.1 Water supply hours

On an average MC is supplying 05 hours of water to households daily as per given schedule

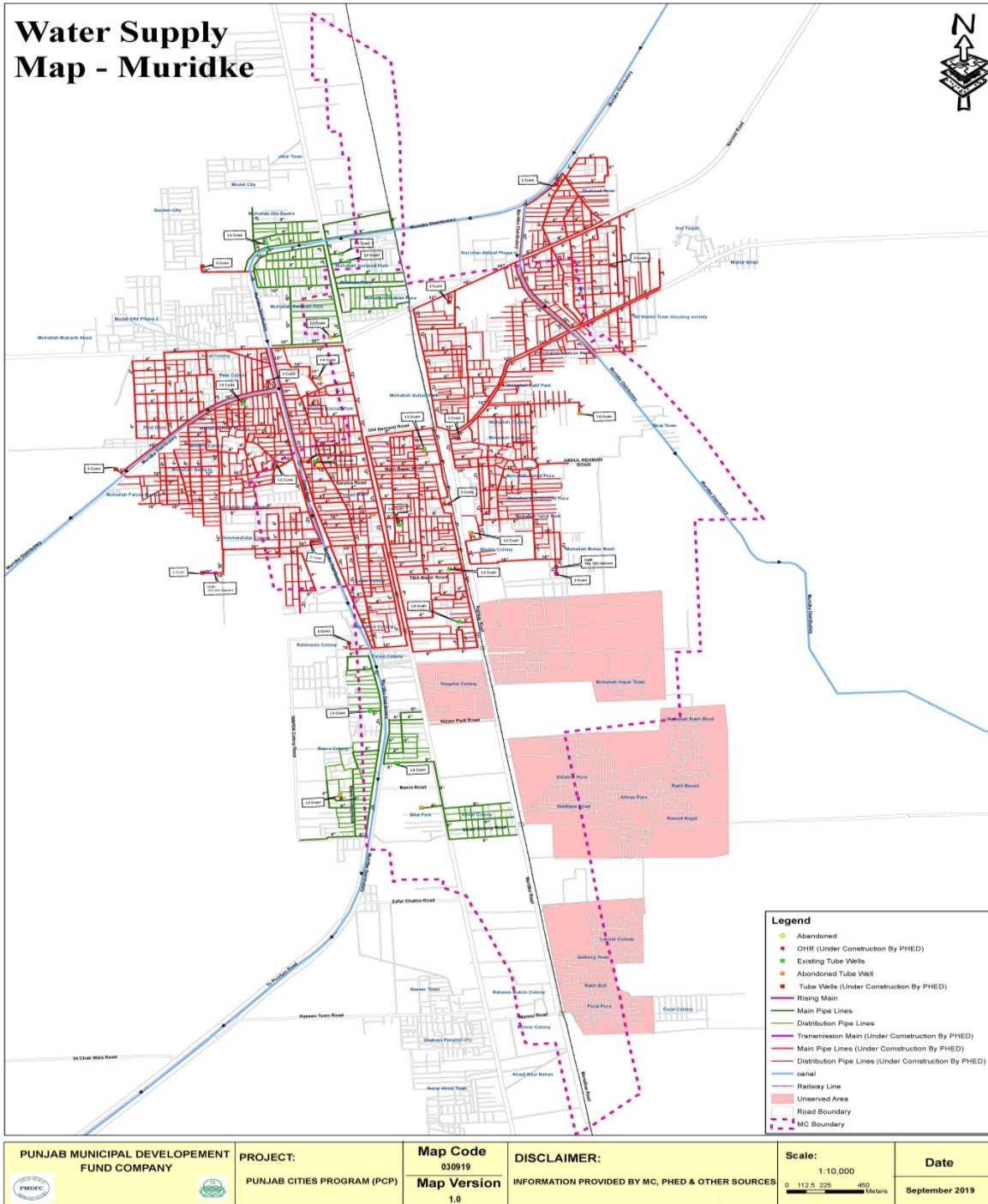
Water supplied hours			
Morning	Midday	Evening	Total
3.5	3	4.5	11

7.1.1.1 Total coverage of the city

After completion of the ongoing scheme the total coverage of the city will reach 85% within the present municipal limits. The city is surrounded by all types of industry and hence handsome portion of the population is living outside the municipal limits of the city which requires extension of the municipal limits. If overall population of the city is considered then overall coverage may be to the extent of 70%

7.1.1.2 Water Supply hours and consumer connections

Water Supply hours				Consumer connections			
Morning	Midday	Evening	Total	Domestic	Commercial	Industrial	Total
3.5	3	4.5	11	5446	06	Nil	5452



7.1.1.3 Tariff structure

The consumer connections are not metered and hence water. The water rates are given below;

Tariff Rates per month		
Domestic	Com.	Ind.
Rs. 100	Rs. 500	Nil

7.1.1.4 Water filtration plants:

In Municipal Corporation there is no any filtration Plant

7.1.1.5 The water source & storage

After completion of the ongoing scheme the total coverage of the city will reach 85% within the present municipal limits. The city is surrounded by all types of industry and hence handsome portion of the population is living outside the municipal limits of the city which requires extension of the municipal limits. If overall population of the city is considered then overall coverage may be to the extent of 70%

7.1.1.6 Manpower deployment

Slot	Sanctioned strength	Existing strength	Vacant post	Manpower on daily wages	Total man power	Additional Requirements
Tube wells operators	18	11	07	0	11	
Chowkidar	0	0	0	0	0	
Electricians	1	1	0	0	0	
Plumbers	4	0	4	0	0	
Clerks	2	2	0	0	0	
Total	25	14	11	0	11	

7.2 Solid waste management**7.2.1 Solid Waste Generation & Disposal**

The solid waste management efficiency along with present dumping sites is given below;

Total waste generated per day	110 tons
Waste disposal per day	54 tons
% age efficiency	49%

7.2.1.1 Equipment & Machinery

Under mentioned collection and transportation machinery is available with MC to handle the solid waste.

S.N	Equipment/machinery	Total available Nos.	Working but requiring repair (Nos)
1	Tractor trolleys	04	04

2	Arm rolls	0	0
3	4-5 m3 containers	08	08
4	Front blade tractors	01	01
5	Front End loader	02	02
6	Water bowsers	02	02
7	Mechanical sweepers	01	01

The existing machinery is neither sufficient nor cost effective and efficient giving rise to low efficiency of collection and disposal of the waste and as a result of that MC is facing higher waste management cost as well as complaints regarding the insanitary conditions in the city. Efficient and cost effective machinery is needed to increase the efficiency of collection and transportation for improving the sanitary conditions and lowering down the operational and maintenance costs.

7.2.1.2 Manpower Deployed

The manpower deployed for collection, transportation and disposal of the solid waste is given in the table below. As indicated by MC Officers, this manpower is not sufficient to serve the entire city at the given standards. Additional manpower required by the MC is also given here.

Slot	Sanctioned strength	Existing strength	Vacant post	Manpower on daily wages	Total man power deployed
Sanitary workers	139	67	72	49	116
Vehicle drivers	10	1	9	3	4
Supervisors	6	5	1	0	5
Sanitary inspectors	1	0	1	0	0
Other	0	0	0	0	0
Total	156	73	83	52	125

7.2.1.3 Coverage Detail

Un-served and partially served areas

The entire city is not served with solid waste collection and disposal. The average efficiency of the services is 63% as given below. Most of the areas of the city remain either un-served or these are partially served. The detail of these areas is given below.

a) Partially served areas

No regular service is rendered in the under mentioned areas. The main complaints are attended by sending the machinery & labor once or twice a week.

Levying of sanitation fees

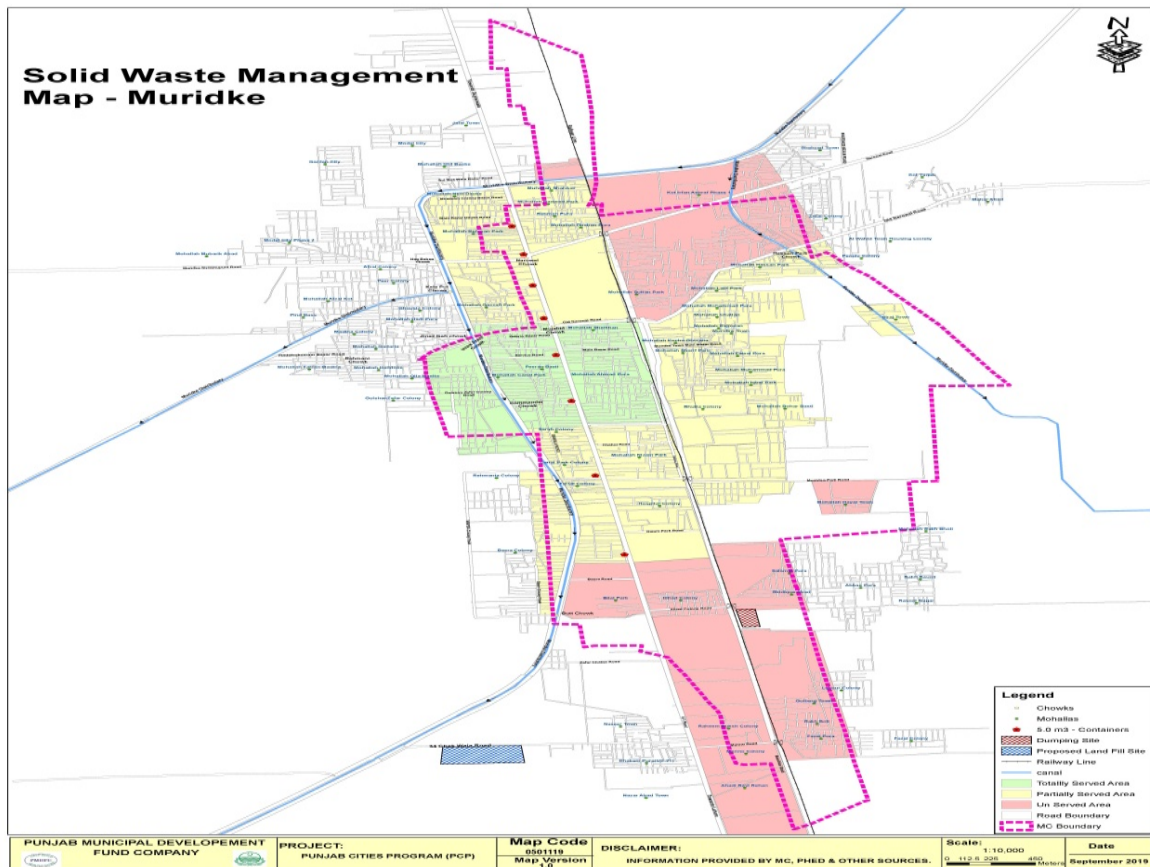
No sanitation fee has been levied by MC and the entire expenditure given below is being met from MC’s own resources and the PFC share being given by Provincial government.

Solid waste management financials (million Rs.)

The annual expenditure incurred by MC for last 5 years is given below which includes manpower, energy, repairs, supplies etc.)

Year	2013-14	2014-15	2015-16	2016-17	2017-18	Total
O&M Expenditure (million Rs)	52.30	31.50	49.80	39.80	49.18	222.58

MC should levy the sanitation fee to meet the expenditure on solid waste management or at least to lower down the subsidy presently being injected.



7.2.2 Solid waste Generation & Disposal

The solid waste management efficiency along with present dumping sites are given below;

Total waste generated per day		Total waste collected (Tons)		% Efficiency of disposal	Name of dumping sites
Cubic meters	Tons	Cubic meters	Tons		Along Railway track
138	69	88	44	63%	
Distance from city center (Km)					3 KM
Type of dumping					Open and uncovered

*Assumed density of loose solid waste = 500 KGs per cubic meter

Landfill Site development

Area of 18.5 Acre on Chack No-34 road for proposed landfill site is available with MC for development of the landfill. The suitability of the this area will be determined after detailed surveys and design of the project by catering for the requirement of the environmental standards in vogue in Punjab.

Solid waste management financials (million Rs.)

The annual expenditure incurred by MC for last 5 years is given below which includes manpower, energy, repairs, supplies etc.)

Year	2013-14	2014-15	2015-16	2016-17	2017-18	Total
O&M Expenditure (million Rs)	52.30	31.50	49.80	39.80	49.18	222.58

MC should levy the sanitation fee to meet the expenditure on solid waste management or at least to lower down the subsidy presently being injected.

7.2.3 Service delivery

The service delivery level is not good with 63% efficiency. Most of the areas in the city are either un-served or partially served because of shortage of sanitary staff and machinery & equipment whereas the existing machinery and equipment is inefficient having costly operation and maintenance.

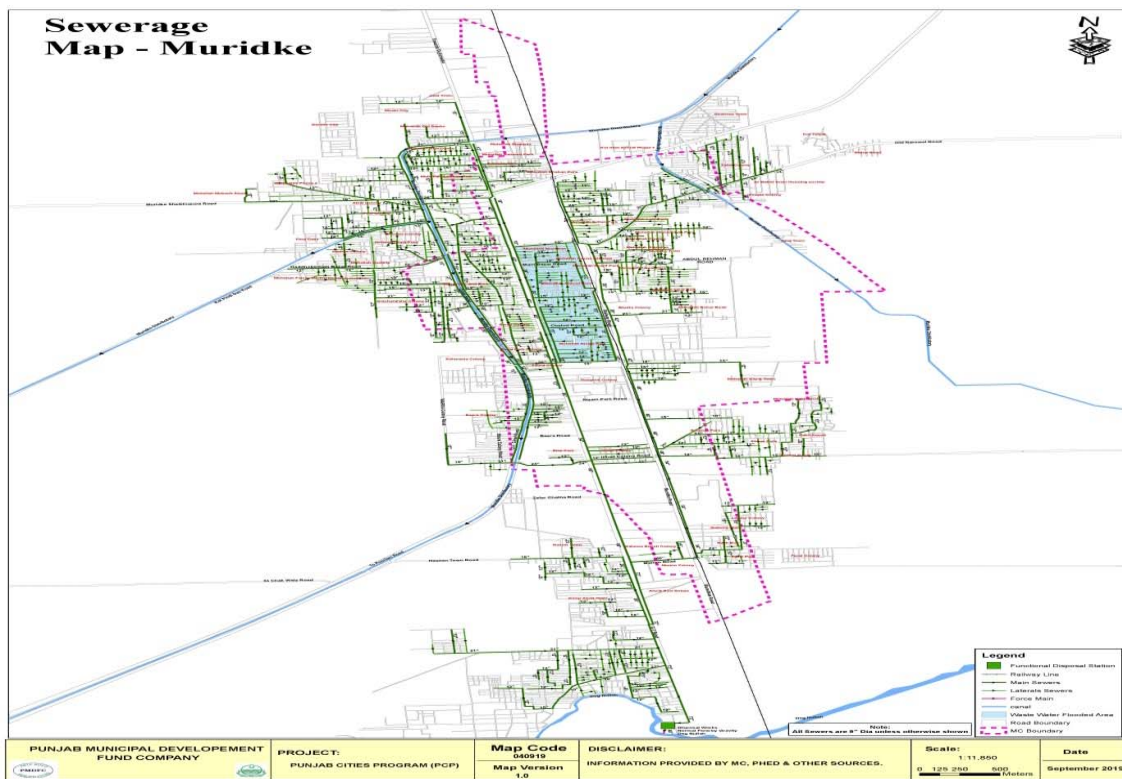
The solid waste is being dumped along railway track because no proper landfill site is available which is creating hazards like obnoxious smell, sub soil water pollution and breeding of vectors causing water borne and vector diseases. Apart from that this is also

creating insanitary conditions resulting in frustration in the citizen. MC has a proposed a land for the development of landfill site which is owned by Auqaf Department, Punjab and will have to be transferred to MC for its use.

7.3 Sewerage

7.3.1 Coverage

The rehabilitation and extension of the sewerage system in Muridke has been completed by PHED. Entire system is in good condition and almost all the areas within the limits of MC boundary are served with the facility.



7.3.2 Existing pumping / disposal stations

Pumping / disposal station

Entire city is being served by gravity into the Daigh Nala through a trunk sewer of 72” diameter. During floods in Daigh Nala, the water level in this Nala rises and to avoid the backlash in the city the waste water is pumped in the Daigh Nala through a disposal works located near the Daigh Nala. The details of this disposal works is given below;

Location	Nos of collect. tanks	Nos of pumps	Discharge each (cusecs)	Total discharge (cusecs)	Motor BHP	working status	Force main/S. Carrier			Ultimate disposal
							Size (inch)	Length (ft)	Condition	
Near Ravi Rayon	2	2	10	20	100	Working	60	50	Good	Nala Daigh
		2	05	10	50	Working				

7.3.3 Manpower deployed

The manpower deployed presently for the operation & maintenance of the system is given below against the total regular strength of 52 persons.

Pump operators	1
Baidars	-
Supervisors	-
Sewer men	33
Total	1

Seven regular post of sewer men exist with MC but these slots cannot be filled due to ban on recruitment which should be lifted to fill these slots. MC has deployed sanitary works from the solid waste discipline for sewer complaints. The sewers are slowly choking/dying and additional manpower should be sanctioned for the MC to clean and save these sewers.

Tariff structure

The liquid waste user charges were implicated in city before 2017-18.

Waste water treatment

Waste water from the trunk sewer is and even from disposal works during flood, is being discharged into the Daigh Nallah without treatment. Waste water treatment plants are required to be constructed to lower down the BOD/COD level as per National Environmental Quality Standards (NEQS).

Consumer connections

No consumer sewer/drain connection survey in the city has been conducted by this time. Hence the exact number of these connections cannot be estimated at this stage.

Operation & maintenance cost vs. revenue recovery

The operation & maintenance cost of the sewerage system for the last five years along with the revenue recovery is given below;

O&M Expenditure vs. Revenue Recovery (million Rs) (includes manpower, electricity, repairs/replacement & supplies)						
Year	2013-14	2014-15	2015-16	2016-17	2017-18	Total for 5 years
O&M expenditure	5.28	5.90	7.31	7.13	17.948	43.568
Revenue earned	-	-	-	-	-	-
Percentage recovery vs O&M cost	0	0	0	0	0	0
Subsidy given	5.28	5.90	7.31	7.13	17.948	43.568

7.3.4 Manpower deployed

The manpower deployed for the operation & maintenance of the system is given below;

Pump operators	8
Baidars	0
Supervisors	0
Sewer men	13

MC is demanding additional manpower because of increase in population as they are serving those areas in the city which are not included within the municipal boundary.

7.3.5 Service delivery level

- a) The city has main and branch sewers on main roads and streets but some areas are not equipped with lateral sewers. Most of the city is being served with surface drains discharging into the sewers without gulley grating chamber which is allowing all the silt and the floating materials in the sewers and is the main reason for chocking of sewers.

No effective de-silting and cleaning of sewers is being done due to shortage of staff.

7.3.6 Sewer lengths

The approximate length of old sewers is given below;

Sewer dia.	9	12	15	18	21	24	27	Total length in
Length in Km	1.25	3	2.45545	2.445	1	1	2	
Sewer dia	30	33	36	42	48	54	66	17.25 Km
Length in Km	1	-	1	21	-	-	-	

7.4 Streetlight

7.4.1 Ward wise detail of existing street lights

1. Existing Street light facility on some roads and streets in MC Muridke is given below;

S. No.	Name of Mohalla	No. of Street Lights	S. No.	Name of Mohalla	No. of Street Lights
---------------	------------------------	-----------------------------	---------------	------------------------	-----------------------------

1	Purana Mandi	19	13	Muridke	13
2	Ahmad Pura Mohalla	14	14	Meena Bazaar	12
3	Amambarga Road	6	15	Mohalla Ahmed Pura	9
4	Baruni bazar	6	16	Mohalla Subhan	9
5	Dawake	9	17	Muridke Bazar	8
6	Gaddafi Park	1	18	Muridke Park	40
7	Gman Barzar	1	19	Muridke Town	17
8	Harjoki Canal	12	20	Nizam park	8
9	Janah Park	16	21	Porana Narg Road	13
10	Jinnah Park	5	22	Rehman Pura	10
11	Kanal Park	23	23	Town Muridke street janazga	4
12	Main Bazar	17		Total	272

7.4.2 Replacement of existing street light

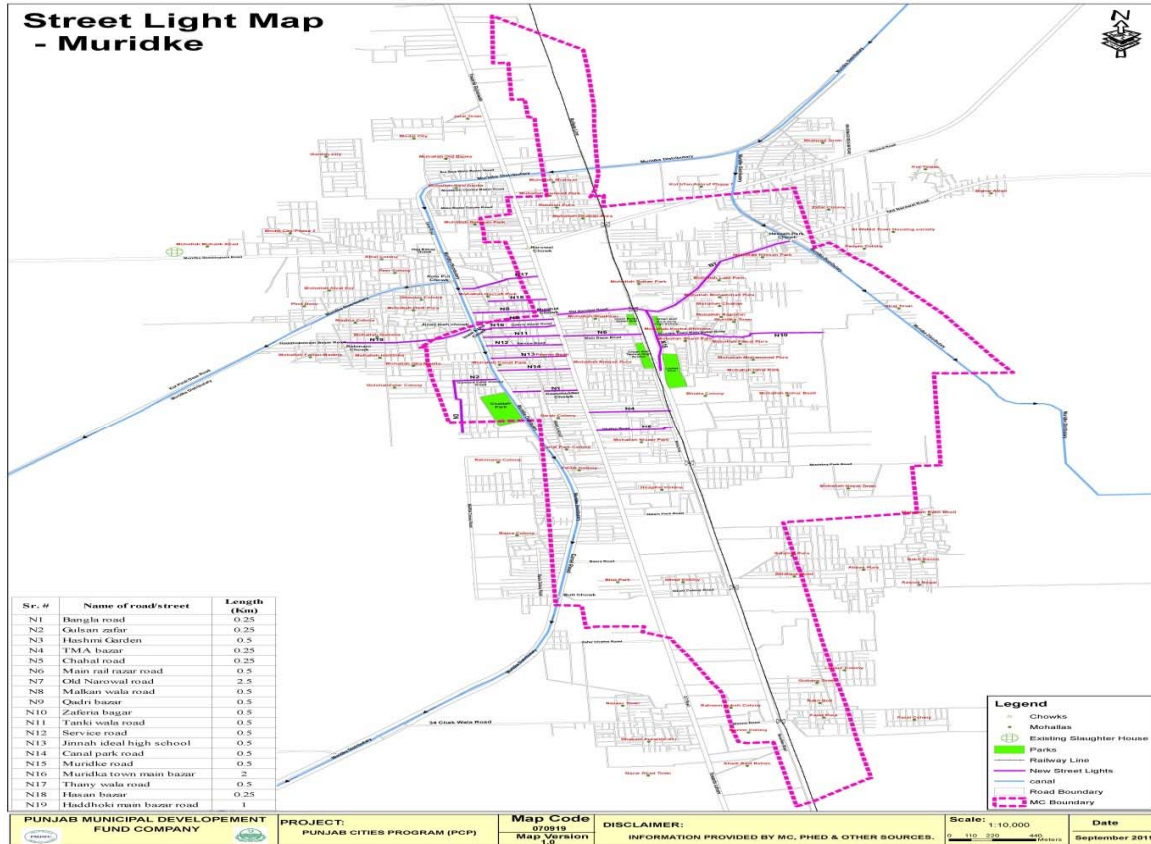
- As per Energy Audit report, 69 Nos. of lights out of total 272 Nos are operated by MC. These lights should be replaced with LED lights.
- Photo electric switches should be installed for in time switching.

7.4.3 Provision of new street lights

MC Muridke has proposed to provide new street light on the under mentioned 19 main roads of the city;

Sr. #	Name of road/street	Length (Km)
N1	Bangla road	0.25
N2	Gulshan-e-Zafar	0.25
N3	Hashmi Garden	0.50
N4	TMA bazar	0.25
N5	Chahal road	0.25
N6	Main rail Bazar road	0.5
N7	Old Narowal road	2.50
N8	Malkan wala road	0.5
N9	Qadri bazar	0.5
N10	Zaferia bagar	0.5
N11	Tanki wala road	0.5
N12	Service road	0.5
N13	Jinnah ideal high school	0.5
N14	Canal park road	0.5

N15	Muridke road	0.5
N16	Muridke town main bazar	2
N17	Thany wala road	0.50
N18	Hasan bazar	0.25
N19	Haddhoki main bazar road	1.00



7.4.4 Expenditure on street lights

Under mentioned expenditure on the Operation & Maintenance of the existing street lights has been incurred by MC Muridke during the last 5 years. This includes the energy cost, manpower cost and cost of repairs and replacements.

(All figures in million Rs)

Year	2013-14	2014-15	2015-16	2016-17	2017-18
O&M Expenditures	0.855	0.785	0.740	0.746	0.746

The expenditure is quite low as the energy cost is lesser because of energy saver luminaries.

8 Complaint Management

Municipal Committee Muridke has established a centralized complaint cell for complaints registration, its tracking and resolution. The primary objective of establishing complaint cell was to enhance MC’s efficiency in addressing citizens’ and building confidence of citizens.

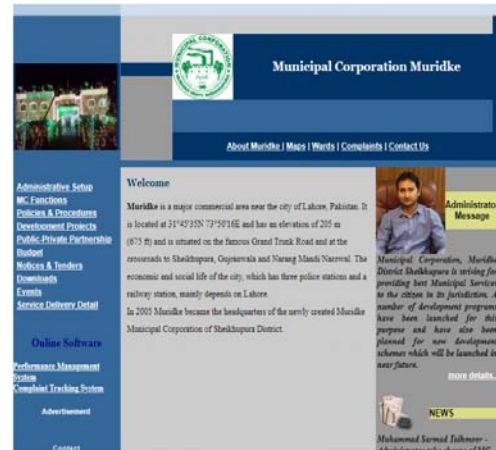
The complaint cell has been provided with telephone line to facilitate the complaint registration over the phone without walking in to the office. Every complaint, whether received in writing or verbally, is recorded in the software by a designated complaint cell in charge. Each recorded complaint generates a unique number already printed on the complaint slip. The complainant also receives the complaint number for the follow up, if required. Once the complaint is resolved by the relevant staff, he returns his part of the complaint slip to the complaint cell with his remarks and the complaint cell in charge updates the status of complaint in the software accordingly. The complainant may inquire the status of his complaint at any time just by calling the complaint registration office with reference to his complaint number. This process ensures the registration and tracking of all the complaints, thus keeping MC staff accountable to the MC management as well as the citizens.

Complaints: Received Summary Year – 2018-19	
Sector	Complaints
Water Supply	7.22%
Sewerage and Drainage	35.40%
Streetlight	3.75%
Solid waste	53.63%
Percentage Resolved	100%



9 MC Website (www.mcMuridke.lgpunjab.org.pk)

Municipal Corporation Muridke has also developed its website for dissemination of information for general public. The information contain all major categories of information for citizen’s interest like information about the officers with their telephone numbers, budget detail, Development projects, news and events



10 MC Response to the Requests of Citizens under RTI Act 2013

No request received from any citizen during the current year

**SUMMARY OF RESPONSE TO CITIZENS REGARDING RTI REQUESTS
(2018-19)**

MC Section	No. of Requests Received	No. of Requests Attended	Average No. of Days/ Time span to Attend Request	No. of Requests Refused/ Not Fit for Sharing Information	No. of Requests Forwarded to Other Departments for Seeking Information	Total No. of Requests In Progress	Total No. of Requests Pending	Citizen's Satisfaction Feedback	Remarks
Chief Officer	x	x	x	x	x	x	x	x	x
MO (I&S)	x	x	x	x	x	x	x	x	x
MO (F)	x	x	x	x	x	x	x	x	x
MO (P)	x	x	x	x	x	x	x	x	x
MO (R)	x	x	x	x	x	x	x	x	x
Total	x	x	x	x	x	x	x	x	x

Human Resource Detail

MC Name: Muridke

Section Name	Name of Post	BPS	Vacancy detail(Nos.)			Service Type(Nos.)			Remarks
			Sanctioned	Filled	Vacant	Permanent	Contractual	Daily wager	
Chairman	Chairman	Fix	1	1	0	1	0	0	
	Junior Clerk	11	1	1	0	1	0	0	
	Naib Qasid	1	2	2	0	0	2	0	
Vice Chairman	Vice Chairman	Fix	1	1	0	1	0	0	
	Junior Clerk	11	1	1	0	1	0	0	
	Naib Qasid	1	1	1	0	0	1	0	
Chief Officer	Chief Officer	17	1	1	0	1	0	0	
	Legal Advisor	Fixed	1	0	1	0	0	0	
	Officer Superintendent	17	1	1	0	1	0	0	
	Senior Clerk	14	1	1	0	1	0	0	
	Computer Operator	12	1	0	1	0	0	0	
	Junior Clerk	11	2	2	0	2	0	0	
	Diary Clerk / Junior Clerk	11	1	1	0	0	1	0	
	Driver	7	1	1	0	1	0		
Naib Qasid	2	1	1	0	1	0	0		
MO-I	Municipal Officer (Infrastructure)	17	1	1	0	1	0	0	
	Sub-Engineer	14	2	2	0	2	0	0	
	Senior Clerk / Head Clerk	14	1	1	0	1	0	0	
	Junior Clerk	11	2	2	0	2	0	0	

Section Name	Name of Post	BPS	Vacancy detail(Nos.)			Service Type(Nos.)			Remarks
			Sanctioned	Filled	Vacant	Permanent	Contractual	Daily wager	
	Junior Clerk (Water Rate Clerk)	11	2	2	0	1	1	0	
	Driver	4	1	1	0	0	1	0	
	Naib Qasid	2	1	1	0	1	0	0	
	Naib Qasid	1	1	1	0	0	1	0	
	Operator Water Supply cum Chowkidar	5	8	8	0	8	0	0	
	Operator Water Supply cum Chowkidar	4	13	4	9	0	4	0	
	Operator Disposal Works / Operator Water Supply cum Chowkidar	5	4	4	0	4	0	0	
	Operator Disposal Works / Operator Water Supply cum Chowkidar	4	2	2	0	0	2	0	
	Operator Disposal Works cum Chowkidar	4	2	2	0	0	2	0	
	Mashki	2	4	4	0	4	0	0	
	Mashki	1	1	1	0	0	1	0	
	Plumber	4	3	1	2	1	0	0	
	Chowkidar (Bus Stand, Park, Office etc.)	1	6	0	6	0	0	0	
	Sanitary Inspector	8	1	0	1	0	0	0	
	Sanitary Supervisor	5	6	5	1	0	5	0	
	Tractor Driver	5	10	4	6	0	1	3	
	Sanitary Worker	2	66	63	3	63	0	0	

Section Name	Name of Post	BPS	Vacancy detail(Nos.)			Service Type(Nos.)			Remarks
			Sanctioned	Filled	Vacant	Permanent	Contractual	Daily wager	
	Sanitary Worker	1	73	55	18	0	5	50	
	Sewer man	2	7	7	0	7	0	0	
	Sewer man	1	7	6	1	0	0	6	
	Mali/Baildar	1	11	1	10	0	1	0	
	Chowkidar Slaughter House	2	1	1	0	1	0	0	
	Sanitary Worker Slaughter House	1	1	0	1	0	0	0	
	Veterinary Officer	Fixed	1	1	0	1	0	0	
	Light Inspector	7	1	1	0	1	0	0	
	Electrician	5	1	1	0	0	1	0	
MO-P	MO - Planning	17	1	0	1	0	0	0	
	Building Inspector	14	1	0	1	0	0	0	
	Junior Clerk / Building Clerk	11	1	1	0	1	0	0	
	Tracer	9	1	1	0	1	0	0	
	Naib Qasid	1	1	0	1	0	0	0	
MO-F	MO(Finance)	17	1	1	0	1	0	0	
	Accountant	14	1	0	1	0	0	0	
	Assistant Accountant	14	1	1	0	1	0	0	
	Senior Clerk / Accounts Clerk	14	1	0	1	0	0	0	
	Assistant (Revenue)	14	1	0	1	0	0	0	
	Junior Clerk (Bill Clerk)	11	1	0	1	0	0	0	
	Junior Clerk	11	1	1	0	1	0	0	

Section Name	Name of Post	BPS	Vacancy detail(Nos.)			Service Type(Nos.)			Remarks
			Sanctioned	Filled	Vacant	Permanent	Contractual	Daily wager	
	Junior Clerk (Tax Clerk)	11	3	3	0	2	1	0	
	Daftri	4	1	1	0	1	0	0	
	Naib Qasid	1	2	2	0	0	2	0	
MO-R	Municipal Officer(Regulation)	17	1	1	0	1	0	0	
	Octroi Superintendent	16	1	1	0	1	0	0	
	Senior Octroi Clerk	14	14	11	3	11	0	0	
	Junior Clerk	11	1	1	0	1	0	0	
	Octroi Inspector	9	2	2	0	2	0	0	
	Driver	4	1	0	1	0	0	0	
	Naib Qasid	2	1	1	0	1	0	0	

Municipal Corporation Muridke

Form AR-32 see Rule 42(1)(b)

Monthly Compilation Of Receipts

For The Financial Year 2018 - 2019

Major Head	Minor Head	Detail Head	Head Title	Account Code	Jul	Aug	Sep	Oct	Nov	Dec	Jan	Feb	Mar	Apr	May	Jun	Total	
1	Tax revenue	Direct taxes	Property tax	UIPT / Share of net proceeds assigned to Districts/TMAs etc.	B01302	-	-	-	-	-	-	-	-	-	7,794,470	2,463,507	10,257,977	
2	-	-	-	TTIP / Tax on Transfer of Immovable Property	B01313	477,350	1,704,880	1,674,220	2,863,761	1,311,250	1,506,385	1,696,090	651,970	84,770	200,000	1,366,420	13,537,096	
3	Non-Tax Revenue	Miscellaneous receipts	Grants	Muridke	C03683	-	-	-	-	46,067,632	-	23,033,816	-	-	34,550,724	11,516,908	115,169,080	
4	-	-	Others	License fee (Profession Vacation & Trade)	C0388001	4,000	53,200	52,800	12,600	103,000	32,800	29,700	37,900	27,600	46,900	3,000	44,500	448,000
5	-	-	-	License fee (Dangerous/Tire and Junk Yard)	C0388002	-	-	-	-	-	-	-	-	-	-	-	0	
6	-	-	-	General Bus Stand fee	C0388016	-	1,121,000	800,000	-	265,560	614,980	502,500	714,000	914,000	1,067,500	906,000	796,000	7,701,540
7	-	-	-	Fee for approval of Building/ Construction Plan	C0388027	42,064	650,096	9,520	35,798	-	34,946	47,582	47,510	211,337	33,685	51,225	96,866	1,260,629
8	-	-	-	Fine for Encroachments	C0388034	-	-	-	-	-	26,200	90,000	5,500	115,900	31,000	-	268,600	
9	-	-	-	Fee for slaughtering of animals	C0388042	24,315	20,415	8,690	30,030	24,815	28,780	30,440	40,905	38,025	50,650	36,250	47,100	380,415
10	-	-	-	Water connection/ disconnection/ re-connection fee	C0388046	-	-	-	-	-	-	-	-	-	-	12,500	12,500	
11	-	-	-	Receipts on account of sale of water - residential	C0388047	77,016	136,066	819,059	160,860	237,394	650,662	84,432	198,252	689,356	62,336	279,168	551,464	3,946,065
12	-	-	-	Renewal of Registration	C0388072	80,000	-	-	-	-	-	-	-	-	-	-	80,000	
13	-	-	-	Advertisement Fee on billboards/ hoardings	C0388076	155,300	90,500	10,000	950,940	55,004	150,000	583,610	150,000	334,500	334,500	758,800	138,500	3,711,654
14	-	-	-	Rent of municipal Property - Shops	C0388081	14,000	14,000	14,000	14,000	14,000	14,000	14,000	14,000	14,000	14,000	35,400	28,000	203,400
15	-	-	-	Road cutting charges	C0388086	3,780	3,780	39,250	45,990	132,390	43,795	34,590	42,360	26,880	3,800	1,900	3,890	382,405
16	-	-	-	Copying fee	C0388087	98,700	80,766	90,700	37,800	41,200	70,110	8,570	62,400	67,320	6,180	27,600	55,240	646,586
17	-	-	-	Others Miscellaneous Fee	C0388091	35,876	55,801	89,314	69,146	108,716	111,275	99,915	85,074	80,626	95,184	863,394	34,467	1,728,788
18	-	-	-	Arrears of Water Rate (residential)	C0388093	-	47,806	77,546	89,166	31,966	33,798	50,424	46,562	58,590	43,414	28,294	33,804	541,370
19	-	-	-	NOC Fee	C0388096	-	-	-	-	-	-	-	-	40,000	-	-	40,000	
20	-	-	-	Birth Certificate	C03881	-	46,800	70,000	177,900	145,900	159,300	225,900	127,200	169,600	246,800	182,300	114,900	1,666,600
21	Capital receipts	Recoveries of investment	Investment Receipts	Receipts from investment of Cash Balance by Local Govts (Bank Profit)	E01305	606,541	-	-	-	-	-	1,100,691	-	-	-	-	1,707,232	
Total:						1,618,942	4,025,110	3,755,099	4,487,991	48,538,827	3,477,031	27,632,260	2,223,633	2,872,504	36,586,673	22,684,709	5,787,158	163,689,937

**List of approved projects for the last 3 years
MUNICIPAL CORPORATION MURIDKE**

Sr. No.	Name of Project	Gestation Period	Approved cost in PKR	Physical progress%	Status	Remarks
1	Const. of Shed for car parking office Municipal Committee Muridke	2017-18	1192000	100%	100%	Final
2	Const. of PCC & Sewerage St. madam Shazia Tahir, Masjid Gulzar-e- Madian Muridke	2017-18	500000	100%	100%	Final
3	Const. of Sewerage, soling St. Issya Nagri Near Food Godown Muridke	2017-18	235000	100%	100%	Final
4	Earth filling From Mujahid hotel to darbar Gama Hayat & Narowal Chowk near Total Pump	2017-18	450000	100%	100%	Final
5	P/F Different Plants,	2017-18	500000	100%	100%	Final
6	Const. of PCC & Sewerage St. Faheem Hanjra Qazafi park Muridke	2017-18	1061000	100%	100%	Final
7	Const. of Sewerage & Earth filling St. Rana Babar Counciler Chongi Old Narang Road Muridke	2017-18	745000	100%	100%	Final
8	Const. of PCC & Sewerage St. Waris Sehli Qazafi Park Muridke	2017-18	755000	100%	100%	Final
9	Const. of PCC & Sewerage St. Jawad Abbas Basra Colony Muridke	2017-18	1000000	100%	100%	Final
10	Const. of PCC & Sewerage St. Sheikh M. Sharif Wahabi Muhallah Ahmad Pura Muridke	2017-18	1282000	100%	100%	Final
11	Const. of Sewerage different wards MC Muridke	2017-18	500000	100%	100%	Final
12	Const. of PCC Sewerage St. Manawar Shah Canal Park Muridke	2017-18	435000	100%	100%	Final
13	Const. of PCC & Sewerage St. Dr. Aziz Jinah Park, Muridke	2017-18	890000	100%	100%	Final
14	Const. of PCC & Sewerage St. Graveyard Bilal Park, Muridke	2017-18	638000	100%	100%	Final

Sr. No.	Name of Project	Gestation Period	Approved cost in PKR	Physical progress%	Status	Remarks
15	Const. of PCC & Sewerage St. Ijaz Sherazi Ahmad Pura	2017-18	775000	100%	100%	Final
16	Const. of PCC & Sewerage St. Saith Ghulam Muhammad, Dr. Abdul Rehman Jinah Park, Muridke	2017-18	1181000	100%	100%	Final
17	Laying water supply pipe line Basra Colony Muridke	2017-18	600000	100%	100%	Final
18	Const. of Sewerage ward no 34 Hadoke Muridke	2017-18	752000	100%	100%	Final
19	Laying Sewerage St. Qasai Hadoke Muridke	2017-18	1054000	100%	100%	Final
20	Const. of Store room 2 rooms (with vrenda) MC Office Muridke	2017-18	2000000	100%	100%	Final
21	Const. of PCC Sewerage remaining portion Kaboo St. Pakay Stop Muridke	2017-18	50000	100%	100%	Final
22	Const. of PCC & Sewerage Remaining portion Waris Sehoil St.	2017-18	100000	100%	100%	Final
23	Const. of PCC & Sewerage St. Baway wali	2017-18	75000	100%	100%	Final
24	Lying sewerage pipe line & earth filling st. rana babar counciler purani chongi	2017-18	88000	100%	100%	Final
25	Const. of PCC & Sewerage Remaining portion St. madam shahzia tahir	2017-18	100000	100%	100%	Final
26	Const. of boundary wall disposal works at hadoke muridke	2017-18	800000	100%	100%	Final
27	Lying sewerage pipe line slaughter house muridke	2017-18	105000	100%	100%	Final
28	Providing clean water water project water supply rehman pura daoke muridke	2017-18	250000	100%	100%	Final
29	P/F Manhole Covers MC Muridke	2017-18	1000000	100%	100%	Final
30	P/F Manhole Covers MC Muridke	2017-18	1000000	100%	100%	Final
31	P/F Manhole Covers MC Muridke	2017-18	1100000	100%	100%	Final
SUB TOTAL			21213000			
1	Construction of PCC, Sewerage Ward No. 14 MC Muridke	2018-19	1400000	100%	100%	Final
2	Construction of PCC, Sewerage Ward No. 16 MC Muridke	2018-19	550000	100%	100%	Final

Sr. No.	Name of Project	Gestation Period	Approved cost in PKR	Physical progress%	Status	Remarks
3	Construction of PCC, Sewerage Ward No. 13 MC Muridke	2018-19	800000	100%	100%	Final
4	Construction of PCC, Sewerage Ward No. 19 MC Muridke	2018-19	900000	100%	100%	Final
5	Construction of PCC, Sewerage Ward No. 42 MC Muridke	2018-19	355000	100%	100%	Final
6	Construction of PCC, Sewerage Ward No. 25 MC Muridke	2018-19	1150000	100%	100%	Final
7	Lying of Sewerage pipe Ward No. 23 MC Muridke	2018-19	300000	100%	100%	Final
8	Construction of PCC, Sewerage Ward No. 24 MC Muridke	2018-19	500000	100%	100%	Final
9	Construction of PCC, Sewerage Ward No. 28 MC Muridke	2018-19	715000	100%	100%	Final
10	Construction of PCC, Sewerage Earthfilling Ward No. 27,29 MC Muridke	2018-19	600000	100%	100%	Final
11	Construction of PCC, Sewerage Ward No. 33 MC Muridke	2018-19	300000	100%	100%	Final
12	Construction of PCC, Sewerage Ward No.36 MC Muridke	2018-19	300000	100%	100%	Final
13	Providong & Fixing Manhole Covers 22",24",26" dia Municipal Committee Muridke	2018-19	1100000	100%	100%	Final
14	Construction / repairing, Sewerage Different Wards Municipal Committee Muridke	2018-19	700000	100%	100%	Final
15	Const. of PCC & Sewerage St. Mandar wala School MC Muridke	2018-19	850000	100%	100%	Final
16	Renovation of Hall Municipal Committee Muridke	2018-19	1125000	100%	100%	Final
17	Construction of pcc, sewerage jamia masjid madni st. Sheikhan muhallah ward no. 9 mc muridke	2018-19	836000	100%	100%	Final
18	Construction of pcc, sewerage under pass bhattah stadium ahmad pura muridke remaining portion	2018-19	3025000	100%	100%	Final
19	Construction of PCC, Graveyard street & Raheel Shah street ward no. 39 Hadoke MC Muridke	2018-19	500000	100%	100%	Final
20	Const. / Repairing of Slaughter House at Muridke	2018-19	1354000	100%	100%	Final
21	Providong & Fixing Manhole Covers 22",24",26" dia	2018-19	1100000	100%	100%	Final

Sr. No.	Name of Project	Gestation Period	Approved cost in PKR	Physical progress%	Status	Remarks
	Municipal Committee Muridke					
22	Const. of PCC , Sewerage Zulfiqar St. Daoke MC, Muridke Ward #.2	2018-19	903000	100%	100%	Final
23	Const. of PCC, Sewerage Master Saddique St. Muhallah Ahmad Pura MC, Muridke Ward # 14	2018-19	937000	100%	100%	Final
24	Construction of PCC, Sewerage Sheikh Naveed St. Muhallah Sheikhan MC Muridke Ward #.9	2018-19	600000	100%	100%	Final
25	Construction of Sewerage Tuff Tile Mustafa Public School St. Muhallah Ahmad Pura MC Muridke Ward #.14	2018-19	584000	100%	100%	Final
26	Construction of PCC, Sewerage Sardar Ghari Saaz St. Muhallah Ahmad Pura MC Muridke Ward #.14	2018-19	798000	100%	100%	Final
27	Maintenance & repairing of office building municipal committee office muridke	2018-19	1440000	60%	51%	W.I.P
28	Providong & Fixing Manhole Covers 22",24",26" dia Municipal Committee Muridke	2018-19	1000000	100%	100%	Final
29	Repairing / maintenance sewerage pipe lines & water supply pipe line different wards municipal committee muridke	2018-19	1827000	80%	75%	W.I.P
30	REPAIRING / MAINTENANCE SEWERAGE PIPE LINES , WATER SUPPLY PIPE LINES AND RCC SLABS etc DIFFERENT WARDS, P/F HYDRANTS, CONST. OF FILTH DEPOT MUNICIPAL COMMITTEE MURIDKE	2018-19	1000000	40%	30%	W.I.P
SUB TOTAL			27549000			
2019-20						
Only PCP Program						

Summary of ADP Projects of Municipal Committee				
Sr. No	Finacial Year	No. of Total Projects	Approved Cost (PKR)	Status
1	2017-18	31	21213000	Completed
2	2018-19	30	27549000	Completed
3	2019-20	Nil	Nil	Nil